

# WOODCHUCKER

## SAW Newsletter



Affiliated member of  
Association of Woodturners of Great Britain

Website: <http://www.shropshire-woodturners.org.uk/>

Email Info: [shropshirewoodturners@gmail.com](mailto:shropshirewoodturners@gmail.com)

Month	Demonstrator	Club Challenge	
		Turners	Advanced turners
Wednesday 25 <sup>th</sup> September 2024	Club evening	A piece of fruit	A Harry Potter style wand
Wednesday 23 <sup>rd</sup> October 2024	Professional demonstration by Emma Cook	A toy	A toy with movement
Wednesday 27 <sup>th</sup> November 2024	Professional demonstration by Steve Heeley	A Christmas tree	A round jewellery box with lift out tray
December 2024	AGM 11th December 2024	Chairman's challenge  A Piece Of Decoarative Art	

### Club Night

The Committee are aware that members like Hands on Evenings for trouble shooting and to get the chance to improve there skills.

This Septembers Club evening will be such an event, so if there is any area that you need help with please let us know before the day so that something can be organised.

- Both Lathes Will be set up
- Help and tips on sharpening, either with jigs Grinder or Pro Edge

This is Your Chance, we are hoping to do a lot more.

Any project you would like to see be made?

Anyone interested on getting Tution


Warm Welcome to our latest New member

- Mark Nykamp

Tony introduced himself and his woodturning history and how he is now the tutor at Ashcraft Woodturning in Droitwich. He explained his use of a sophisticated positive air mask system required because of a serious episode with his breathing in the past.



Tony then showed us the thin walled, what he calls a vortex bowl, that he would be demonstrating.




He fitted a screw chuck into a 7in diameter, 3in thick circular sycamore blank, waxing the screw chuck before use to facilitate removal. He faced off the surface of the blank with a bowl gouge with a swept back profile using a plug cut, explain the importance of the height of the tool rest.

A recess was then created to mount the piece on his nova chuck. He measured the diameter of the recess and marked it on the blank by halving the diameter on his callipers and using the previously marked centre point for one end of the calliper.


Other useful tips were having a measure, steel rule in this case, attached to the lathe bed in a suitable place, with which to measure calliper width, and marking the scrapper used to construct the recess with tippex to indicate the depth of the recess.




The bottom of the recess was finished with a bowl gouge and the angle of the sides fashioned with a purpose made tool. The centre point was remarked.




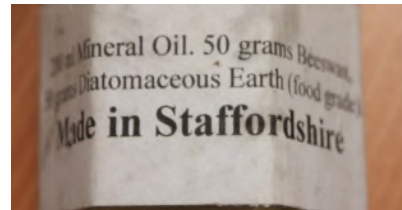
The sides of the piece was then evened up with a bowl gouge before the outside form of the bowl was turned using pull cuts and watching the upper horizon of the turning piece to fashion the desired shape.



Tony then smoothed off the top of the bowl and defined the edge of the bowl before removal from the chuck. The outside was then sanded down to 400 grit and finished with a type of cut and polish and then Hampshire sheen.



Another tip was that oil of turpentine revitalised Hampshire sheen wax polish, but he used home made recipe




The piece was then removed from the chuck and remounted using the recess centred by single finger pressure only to ensure proper fit. Tony was using a tread adaptor for the Chuck which moves the chuck away from the head stock, something to consider when using such things



The bowl was then hollowed out with a bowl gouge. Tony emphasised the A,B,C of woodturning - Anchor, Bevel, Cut. He worked on the outer section of the bowl first leaving the central core for stability, using his fingers to gauge thickness but only on the opposite side of the bowl to where the chisel was being used. He also used a rounded skew chisel fashioned as a scraper to get a smooth finish. To hollow out the bottom of the bowl a depth gauge was used to prevent the piece becoming a 'doughnut'. The inside of the bowl was then sanded, and finished like the outside. The paper used to spread the various creams etc were always kept in the tin for next use to not waste the preparation.

The base of the bowl was finished by using a set of reversing plates, protecting the edges with kitchen roll and hollowed out into a small bowl shape before sanding and sealing



This Months Challenges Work



Brian Scrivens

This Months 1st in class Challenge was the Brian Scrivens pair of Timers made from Sapele and oak



Ian Brierley



John Pitt



Julian Birch

This Months Display table



# Dates for diary

## Forest of Dean Woodturners Club

All day demonstration by

# Rolly Munro

from New Zealand

A rare opportunity to see Rolly in action!

Village Hall  
Weston under Penyard  
ROSS-ON-WYE  
HR9 7PA

on  
**October 12th**

Tickets £20

*Ticket price includes lunch and refreshments*  
Free parking

For more information email

turners@forestwoodturners.co.uk or visit  
www.forestwoodturners.co.uk



## Forest of Dean Woodturners Club.

All day demonstration on using texture and colour by

### Chris Parker

Sunday September 8th 10am  
Village Hall, Weston under Penyard,  
ROSS-ON-WYE, HR9 7PA

Chris will be demonstrating his unique style and showing a range of colour and texturing techniques.

Tickets £20

*Ticket price includes lunch and refreshments*  
Free parking

For more information email  
turners@forestwoodturners.co.uk or visit  
www.forestwoodturners.co.uk



**Association of Woodturners of Great Britain**

**Development and Training**

### Member Training Workshops

**Kate Kitchen**

Tingley, Wakefield

**11th July 2024**

Beginner/Intermediate  
Novelty Animals

**Dennis Wake**

Hartlepool Enterprise Centre, County Durham

**7th September 2024**

Intermediate  
Platter

**Colwin Way**

Crow Valley Woodturners, The Highway, Croesyceiliog, Wales

**27th September 2024**

Intermediate/Advanced  
German Nut Cracker

**Mick Hanbury**

Turners Retreat

**1st October 2024**

Intermediate/Advanced  
Bowl & colour

**Gary Rance**

Wendover, Buckinghamshire

**11th October 2024**

Beginner/Intermediate  
Humming Top

**Simon Hope**

Great Bromley, Essex

**16th October 2024**

Intermediate/Advanced  
Turning spheres

**Chris Parker**

Leyland, Lancashire

**6th November 2024**

Beginner/Intermediate  
Texture and colour

These workshops are subject to restrictions at the time and unfortunately may need to be cancelled at short notice. Preference will be given to those that have been allocated places previously that were cancelled. If you have any questions, please contact our Training Officer - email at training@awgb.co.uk.

**If a workshop is oversubscribed, there will be a ballot for places.**  
**To apply - visit the AWGB website: www.awgb.co.uk and download an application form and send to the coordinator shown on the form. Or complete a 'Training Workshop Application' web form. Only fully completed application forms will be considered.**

Free Event



# dalmann

Sustainable Timbers Through Responsible Forest Management

[www.dalmanuk.com](http://www.dalmanuk.com)

*incorporating the former*

## Stiles & Bates

The woodturning People

- Over 40 different turning species in stock!
- Exotic African Hardwoods
- Homegrown timbers
- Boards, slabs, waney edge planks

### Legends Day 19th October

Demonstrations by Stuart Mortimer, Phil Irons and  
Colwin Way

Educational talk by Ant White on Forest Management and  
Sustainability in Mozambique

Dave Bates on Homegrown Timbers

Online 24/7  
Telephone mail orders  
8:00-16:00  
Self select callers  
10:00-15:00

Unit 3, Rowdown Road,  
Upper Lambourn, RG17 8AB  
Tel +44(0)1488 73089  
[info@dalmanuk.com](mailto:info@dalmanuk.com)

We are striving to improve our communications

Your committee members

- Chair - Jullian Birch
- Secretary - Paul Plant
- Treasurer - Brian Scrivens

email the club at [Shropshirewoodturners@gmail.com](mailto:Shropshirewoodturners@gmail.com)

or alternatively [Paul@oakleaproducts.co.uk](mailto:Paul@oakleaproducts.co.uk)

where we will endeavour to answer you query ASAP

---

### Have your say

If you would like to comment or have any suggestions for the club, why not let us know either by email or contact a committee member – and say if you'd like it to be published or just discussed by the committee.

### We need to know your views—Its your Club

The next newsletter will be in early May – your opportunity to share information and ideas with fellow SAW members – so send me photos, notes, websites etc and they will be included next time.

Perhaps you could write some tips on a chosen topic – as was done in some past Newsletters.

---



The 2024 seminar will be held at Yarnfield Park, Staffordshire on the 4-6th October 2024.

They have a superb line up of top class international presenters to educate and inspire! [Seminar website](#).

---